

Graduate Outcomes



**CLASS
OF 2019**

KEYNOTE SPEAKER



“This is your community of champions. I also want you to think about creating your own communities of champions wherever you go because you cannot by yourself make the change that you want to make but you can convene groups of people, you can help groups of people to connect with other parts of the world, you can help create the kinds of conversations you’ve had here in other places. **You can’t force other people to understand what you learned here but you can help create the conditions in which they can learn the same things too.** You can create communities of champions for other people that you encounter and in the places that you go. You can create the conversations that will change the world.”

Bonnie St. John

Paralympic Ski Medalist, Fortune 500 Business Consultant, Rhodes Scholar, Former White House Official, and Best-selling Author

CLASS PROFILE

By Demographic

In a class of 266 students

The Class of 2019 had their degrees conferred between July 1, 2018 and June 30, 2019. Data are collected primarily via the First Destinations Survey, which remained open until December 31, 2019 per professional standards, as well as via advising data, faculty, LinkedIn, and other verifiable sources. Data are obtained on 257 out of 266 students, giving us a knowledge rate of 97%. The following data do not reflect the 3% of graduates whose post-graduate outcome remains unknown.



55% female
45% male



77 countries
represented



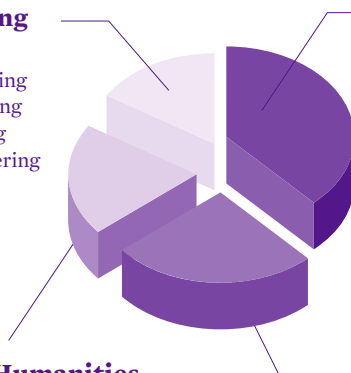
75 languages
spoken

By Major

Based on primary majors

16% Engineering

Civil Engineering
Computer Engineering
Electrical Engineering
General Engineering
Mechanical Engineering



38% Social Science

Economics, Political
Science, Social Research
and Public Policy

20% Arts and Humanities

Arab Crossroads Studies, Art and Art
History, Film and New Media, History,
Literature and Creative Writing, Music,
Philosophy, Theater, Visual Arts, Legal
Studies, Interactive Media

26% Science

Biology, Chemistry,
Computer Science,
Mathematics, Physics,
Psychology

“My current professional team hails from all over the world, just like NYUAD’s diverse student body.”



Esmie Papadimitriou
Home Region: Greece
Major: Economics
Minor: Computer Science

**Now: Fixed Income Data Analyst
Global Data Department,
BLOOMBERG LP
London, UK**

“I was extremely privileged to receive my formal training by world-class economists and political scientists, interact with them on a personal level, and do research under their tutelage.”



Ahmed Meshref
Home Region: Egypt
Major: Economics
Minor: Political Science

**Now: MA, International Economic
Policy, Sciences Po
Paris, France**

“I’m grateful that I learned to embrace the unexpected at NYUAD.”



Maria Vogel
Home Region: Switzerland
Major: Biology

**Now: PhD, Cell and Molecular
Biology, University
of Pennsylvania
Philadelphia, PA, USA**

“The greatest benefit for me came from core skills that are easily transferable across industries. My work requires me to learn quickly, analyze vast amount of information in a limited span of time, think critically, structure all the tasks/problems/solutions and come up with tangible solutions that are empirically justifiable.”



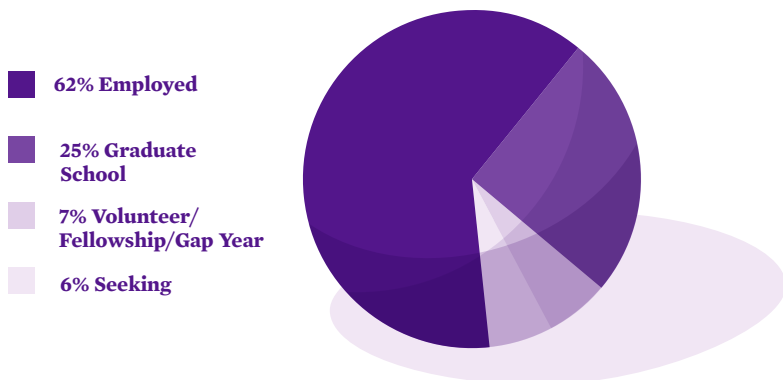
Alex Petriv
Home Region: Ukraine
Major: Economics

**Now: Business Analyst,
ARTHUR D. LITTLE
Dubai, UAE**

PLACEMENT

94% Placement Rate

In a class of 266 students



By Division

Based on primary majors

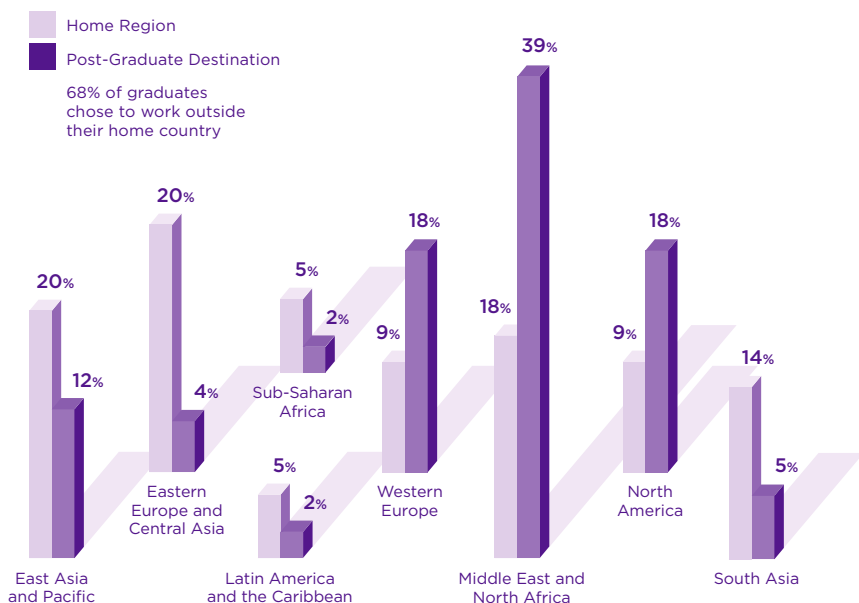
	EMPLOYED	GRAD SCHOOL	OTHER Volunteer Fellowship/Gap Year
Social Science	63%	25%	12%
Science	58%	27%	15%
Arts and Humanities	60%	16%	24%
Engineering	58%	33%	10%

Figures represent outcomes of students with primary and secondary majors in each division. Figures in this report are rounded to the nearest whole number; therefore, totals do not always equal 100%.

FIRST DESTINATIONS

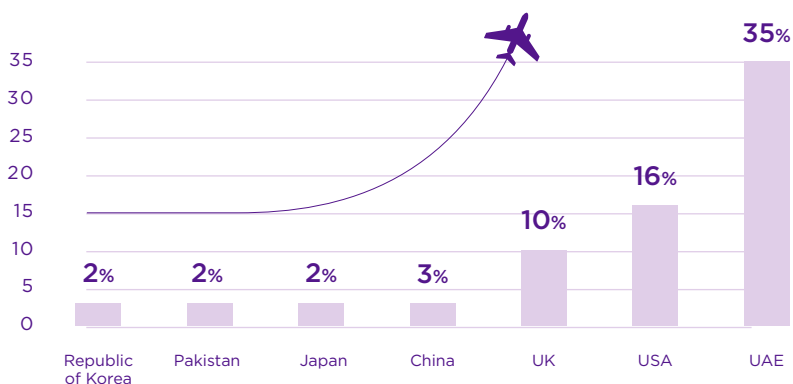
Home Region vs. Post-Graduate Destination

They came from everywhere and they went everywhere



Where Did They Go?

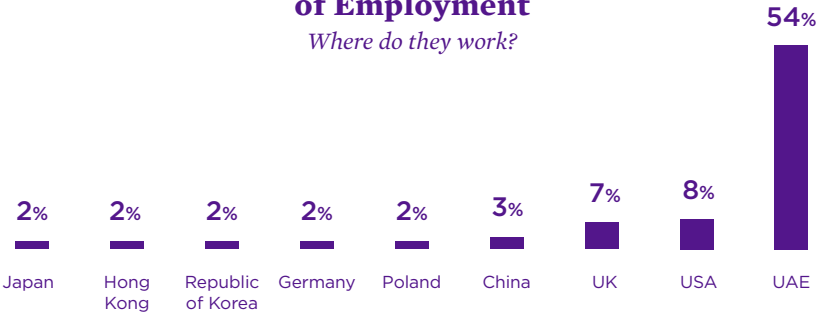
Top 7 from 51 Post-Graduate Country Destinations



EMPLOYMENT

Top Countries of Employment

Where do they work?



By Industry

Top 10 Industries

Consulting 20%

Education 20%

Technology 15%

Banking, Finance 13%

Arts, Advertising, Media 11%

Construction, Energy, Manufacturing 7%

Law, Government 5%

Social Impact, Non-profit 5%

Healthcare 3%

Mean Annual Base Salary

East Europe and Central Asia 233 k

Western Europe 214 k

North America 206 k

East Asia and Pacific 199 k

Middle East and North Africa 148 k

Data not adjusted for cost of living differences. Only includes regions with more than 3 data points.

Career Preparation

94% completed at least one work experience. (1062 work experiences)

70% completed at least one internship. (421 internships)

10 Selected Organizations

From 97 companies where graduates make an impact

Google
Wroclaw, Poland

Peggy Guggenheim Museum
Venice, Italy

UNICEF
Amman, Jordan

Amazon
Cape Town, South Africa

Contemporary Art Center of Montenegro
Podgorica, Republic of Montenegro

Goldman Sachs
Melbourne, Australia

Synergy Hill+Knowlton Strategies
Seoul, Republic of Korea

Bain and Company
Shanghai, China

Hyundai
Lahore, Pakistan

Shearman & Sterling
New York, United States

EMPLOYMENT IN THE UAE

By Industry

Top industries of employment

Consulting
31%

Education
30%

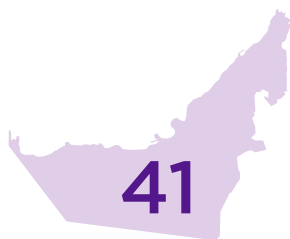
Technology
8%

**Real Estate,
Hospitality, Retail**
8%

Banking, Finance
7%

**Government,
Social Research**
7%

Arts, Advertising, Media
7%



Class of 2019 graduates are making an impact at 41 companies in the UAE.

Selected Organizations

Abu Dhabi Investment Authority
Abu Dhabi, UAE

Abu Dhabi Ports | Maqta Gateway
Abu Dhabi, UAE

Barker Langham
Dubai, UAE

Bain and Company
Dubai, UAE

**The New England Center
for Children**
Abu Dhabi, UAE

McKinsey & Company
Dubai, UAE

Expo 2020 Dubai
Dubai, UAE

Emaar Properties PJSC
Dubai, UAE

**Department of Community
Development Abu Dhabi**
Abu Dhabi, UAE

Procter & Gamble
Dubai, UAE



47% of employed graduates in the UAE work in Abu Dhabi



95% of employed graduates plan to pursue graduate school in the next 5 years

GRADUATE SCHOOL

By Discipline

What fields did they pursue?

Science, Math
29%

**Int'l Relations,
Public Policy**
19%

Engineering
16%

**Business,
Finance**
13%

Arts
5%

Healthcare
5%

Humanities
5%

Social Science
5%

Law
3%

Other
2%

By Degree

What degrees are they pursuing?

Master of Science
37%

PhD
22%

Masters
21%

Masters of Arts
14%

Law
3%

Other
3%



60% were accepted
to two or more
programs

Top Countries for Graduate Study

From 17 countries of enrollment

35% USA

6% Canada

22% UK

6% The Netherlands

6% France

5% China

3% Italy



GRADUATE SCHOOL

Test Scores

How did the class of 2019 score?

Test	Avg.	Max. Score
GRE Verbal	159 (83%)	168
GRE Quantitative	161 (76%)	170
MCAT	514 (90%)	516
LSAT	161 (83%)	171

Selected Schools and Programs

Schools that our class of 2019 alumni are attending include:

Columbia University

MS, Journalism

University of Oxford

MSc, Education

Harvard University

MS, Computational Science and Engineering

University of Pennsylvania, PhD,
Cell and Molecular Biology

University of Copenhagen

MSc, Global Development

Massachusetts Institute of Technology

PhD, Oceanography

Tsinghua University

MA, Global Affairs

Johns Hopkins University, MA,
Energy Resources and Environment;
Middle East Studies

Parsons School of Design
MFA, Design and Technology

University of Cambridge
MPhil, History and Philosophy
of Science and Medicine

University of Hong Kong
JD, Law

Max Planck School Matter to Life

MSc, Molecular Systems Chemistry
and Engineering

University College London

MSc, Child and Adolescent
Mental Health

Delft University of Technology

MSc, Aerospace Engineering

Royal College of Art

MA, Curating Contemporary Art

London School of Economics and Political Science

MSc, Social and Cultural Psychology

International Center for Genetic Engineering and Biotechnology

PhD, Biology - Tumor Virology

Sciences Po

Masters, New Luxury and
Art de Vivre

University of Toronto

PhD, Philosophy

KU Leuven

MSc, Automotive Engineering

GLOBAL AWARDS

Rhodes Scholars



Majida Al Maktoum
Rhodes (UAE) Scholar '19
Studying: MSc, University of Oxford

Major: Political Science
Home Region: United Arab Emirates



Amal Al Gergawi
Rhodes (UAE) Scholar '19
Studying: MSt, University of Oxford

Major: Social Research and Public Policy
Home Region: United Arab Emirates

Shwarzman Scholars



Alexander MacKay
Schwarzman Scholar '19
Studying: MA, Tsinghua University,
Beijing, China

Major: Mechanical Engineering
Home Region: Canada



Atoka Jo
Schwarzman Scholar '19
Studying: Masters, Tsinghua University,
Beijing, China

Major: Social Research and Public Policy
Home Region: Japan

CAREER DEVELOPMENT CENTER

NYU Abu Dhabi, Campus Center
P.O.Box 129188

+971-2-628-4141
nyuad.career@nyu.edu
nyuad.nyu.edu/cdc

جامعة نيويورك أبوظبي

 **NYU | ABU DHABI**